



Texas
Water Utilities

2022 Drinking Water Quality Report

(Consumer Confidence Report)



What's inside?

This is an annual, overall summary report of the water quality in your area that explains the source of your water, test results and general information for those with health concerns. The analysis was made using the data from the most recent U.S. Environmental Protection Agency (EPA) required tests and is presented in the attached pages. We hope this information helps you become more knowledgeable about what's in your drinking water. If you have any questions concerning water quality or the source of your water, please call our Regulatory Department at (512) 219-2294.

Our drinking water meets or exceeds all federal (EPA) drinking water requirements.

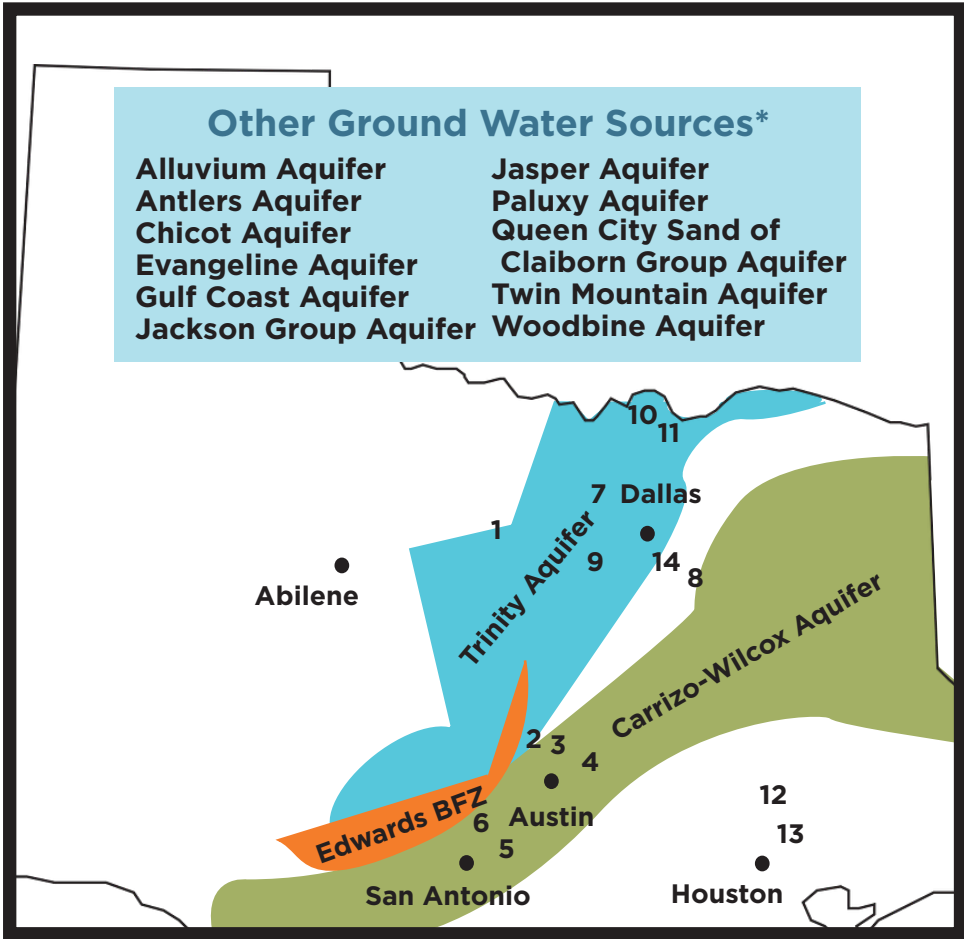
Special Notice for the ELDERLY, INFANTS, CANCER PATIENTS, people with HIV/AIDS or other immune problems: You may be more vulnerable than the general population to certain microbial contaminants, such as Cryptosporidium, in drinking water. Infants, some elderly or immune-compromised persons such as those undergoing chemotherapy for cancer; those who have undergone organ transplants; those who are undergoing treatment with steroids; and people with HIV/AIDS or other immune system disorders can be particularly at risk from infections. You should seek advice about drinking water from your physician or health care provider. Additional guidelines on appropriate means to lessen the risk of infection by Cryptosporidium are available from the Safe Drinking Water Hotline (1-800-426-4791).

En Español: Este informe incluye información importante sobre el agua potable. Si tiene preguntas o comentarios sobre éste informe en español, favor de llamar al tel 1-866-654-7992 para hablar con una persona bilingue en español.

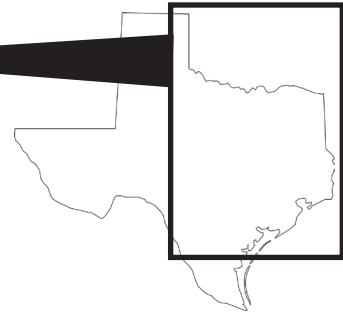
Water empowered.™

P.W.S.

ON THE MAP



- Other Ground Water Sources***
- Alluvium Aquifer
 - Antlers Aquifer
 - Chicot Aquifer
 - Evangeline Aquifer
 - Gulf Coast Aquifer
 - Jackson Group Aquifer
 - Jasper Aquifer
 - Paluxy Aquifer
 - Queen City Sand of Claiborn Group Aquifer
 - Twin Mountain Aquifer
 - Woodbine Aquifer




- Lake Sources**
- 1 Possum Kingdom Lake
 - 2 Lake Travis
 - 3 Lake Austin
 - 4 Lake Pflugerville
 - 5 Lake Dunlap
 - 6 Canyon Lake
 - 7 Lake Bridgeport
 - 8 Lake Palestine
 - 9 Lake Granbury
 - 10 Lake Texoma
 - 11 Lake Randell
 - 12 Lake Livingston
 - 13 Lake Houston
 - 14 Cedar Creek Reservoir

*These aquifers were too small to put on this map, but check them out online!

Your Water Source

Stay Informed: Customer Resources



Sign up for email and text alerts within your customer portal - www.swwc.com/myaccount

View your neighborhood status - www.swwc.com/texas/neighborhood-dashboard

Want to learn about infrastructure projects happening in your area? Visit the Community Impact Project page. swwc.com/texas/community-impact

Public Participation Opportunities: The Utility does not hold regularly scheduled meetings. However, if you wish to contact the owners, please call our Customer Care at 866-654-7992.

What is ground water?

The water found underground in the cracks and spaces in soil, sand and rock. It is stored in and moves slowly through geologic formations of soil, sand and rocks called aquifers.

What's the water quality before treatment?

The ground water we use has less contaminants than surface water because there is not much human interaction. Therefore, the water does not require as much filtration as our surface water.

Why are there contaminants?

As water travels over the surface of the land or through the ground, it dissolves naturally-occurring minerals, and in some cases, radioactive material, and can pick up substances resulting from the presence of animals or from human activity. Contaminants that may be present in source water before treatment include: microbes, inorganic contaminants, pesticides, herbicides, radioactive contaminants, and organic chemical contaminants. Therefore, **all drinking water may contain contaminants**. The Texas Commission on Environmental Quality (TCEQ) completed an assessment of our source water and the results indicate that some of our sources are susceptible to certain contaminants. The sampling requirements for our water system are based on this susceptibility and previous sample data. Any detection of these contaminants will be found in this Consumer Confidence Report. For more information on source water assessments and protection efforts at our system, please contact us.

HOW IS GROUND WATER TREATED?

1

Starts With the Source

Water comes in pumped through a well from your local aquifer.

Cleaning the Water

Water is treated and sanitized with chlorine. This process is called chlorination. It is an effective way to kill naturally-occurring germs in ground water, and is a common practice by most systems.

2

3

Ends at Your Tap

Once the water has been cleaned, it goes into a ground storage tank and is ready for you to turn on your tap.



1: Well



2: Chlorination

3: Storage Tank



What are the charts about?

The charts on the pages that follow list all of the federally regulated or monitored contaminants which have been found in your drinking water. The U.S. EPA requires water systems to test for up to 97 contaminants.

How to read the charts:

From left to right, you will see the year the water was required to be tested, the contaminant we tested for, the amount detected within the water, the acceptable level developed by the EPA, and the source of the mentioned contaminant. For an even more detailed explanation, below are the definitions of the terms used within the charts.

DEFINITIONS

Maximum Contaminant Level Goal (MCLG)

The level of a contaminant in drinking water below which there is no known or expected health risk. MCLGs allow for a margin of safety before the contaminant reaches a harmful level.

Maximum Contaminant Level (MCL)

The highest allowable level of a contaminant in drinking water. MCLs are set as close to the MCLGs as possible using the best available treatment technology.

Maximum Residual Disinfectant Level Goal (MRDLG)

The level of a drinking water disinfectant below which there is no known or expected risk to health. MRDLGs do not reflect the benefits of the use of disinfectants to control microbial contamination.

Maximum Residual Disinfectant Level (MRDL)

The highest level of disinfectant allowed in drinking water. There is convincing evidence that an addition of a disinfectant is necessary for control of microbial contaminants.

Treatment Technique (TT)

A required process intended to reduce the level of a contaminant in drinking water.

Action Level (AL)

The concentration of a contaminant which, if exceeded, triggers treatment or other requirements which a water system must follow.

Secondary Constituents

Many constituents (such as calcium, sodium or iron) which are often found in drinking water can cause taste, color, and odor problems. The taste and odor constituents are called secondary constituents and are regulated by the State of Texas, not the EPA. These constituents are not causes for health concern. Therefore, secondaries are not required to be reported in this document but they may greatly affect the appearance and taste of your water.

Abbreviations

- NTU – Nephelometric Turbidity Units
- MFL – million fibers per liter (a measure of asbestos)
- pCi/L – picocuries per liter (a measure of radioactivity)
- ppm – parts per million, or milligrams per liter (mg/L)
- ppb – parts per billion, or micrograms per liter (μg /L)
- ppt – parts per trillion, or nanograms per liter
- ppq – parts per quadrillion, or picograms per liter

**Want more day-to-day
water facts and info?**

**Visit: [www.swwc.com/
h2ome](http://www.swwc.com/h2ome)**

Inorganic Contaminants

Year	Contaminant	Our Average Level	Minimum Level	Maximum Level	MCL	MCLG	Typical Source
2022	Arsenic (ppb)	1.3	1.3	1.3	10	0	Erosion of natural deposits; Runoff from orchards; Runoff from glass and electronics production waste
2022	Barium (ppm)	0.047	0.047	0.047	2	2	Discharge of drilling wastes, discharge from metal refineries; erosion of natural deposits.
2020	Chromium (ppb)	9.4	9.4	9.4	100	100	Discharge from steel and pulp mills; erosion of natural deposits.
2022	Fluoride (ppm)	1.23	1.23	1.23	4	4	Erosion of natural deposits; water additive which promotes strong teeth; discharge from fertilizer and aluminum factories.
2022	Nitrate (ppm)	0.037	0.037	0.037	10	10	Runoff from fertilizer use; leaching from septic tanks, sewage; erosion of natural deposits.

Radioactive Contaminants TESTING WAIVED. NOT REPORTED OR NONE DETECTED

Synthetic Organic Contaminants TESTING WAIVED. NOT REPORTED OR NONE DETECTED

Maximum Residual Disinfectant Level

Year	Disinfectant	Our Average Level	Minimum Level	Maximum Level	MRDL	MRDLG	Typical Source
2022	Chlorine Residual (ppm)	1.12	0.31	2.98	4.0	4.0	Disinfectant used to control microbes

Unregulated Initial Distribution System Evaluation for Disinfection Byproducts (DBP2)

Year	Contaminant	Our Average Level	Minimum Level	Maximum Level	MCL	Unit of Measure	Typical Source
2021	Haloacetic Acids (HAA5)	2.3	2.3	2.3	60	ppb	Byproduct of drinking water disinfection.
2022	Total Trihalomethanes	5.74	5.74	5.74	80	ppb	Byproduct of drinking water disinfection.

Unregulated Contaminants

Bromoform, chloroform, bromodichloromethane, and dibromochloromethane are disinfection byproducts. There is no maximum contaminant level for these chemicals at the entry point to distribution.

Year	Contaminant	Our Average Level	Minimum Level	Maximum Level	Unit of Measure	Typical Source
2022	Bromoform	3.08	3.08	3.08	ppb	Byproduct of drinking water disinfection.

Lead and Copper

Year	Contaminant	90% of Test Levels Were Less Than	# of Tests With Levels Above EPA's Action Level	Action Level	Unit of Measure	Typical Source
2022	Lead	0	0	15	ppb	Corrosion of household plumbing systems; erosion of natural deposits.
2022	Copper	0.039	0	1.3	ppm	Corrosion of household plumbing systems; erosion of natural deposits; leaching from wood preservatives.

If present, elevated levels of lead can cause serious health problems, especially for pregnant women and young children. Lead in drinking water is primarily from materials and components associated with service lines and home plumbing. This water supply is responsible for providing high quality drinking water, but cannot control the variety of materials used in plumbing components. When your water has been sitting for several hours, you can minimize the potential for lead exposure by flushing your tap for 30 seconds to 2 minutes before using water for drinking or cooking. If you are concerned about lead in your water, you may wish to have your water tested. Information on lead in drinking water, testing methods, and steps you can take to minimize exposure is available from the Safe Drinking Water Hotline or at <http://www.epa.gov/safewater/lead>.

Turbidity NOT REQUIRED
Total Coliform REPORTED MONTHLY TESTS FOUND NO TOTAL COLIFORM BACTERIA
Fecal Coliform REPORTED MONTHLY TESTS FOUND NO FECAL COLIFORM BACTERIA

Secondary and Other Constituents Not Regulated (No associated adverse health effects)

Year	Contaminant	Our Average Level	Minimum Level	Maximum Level	Limit	Typical Source
2022	Aluminum (ppm)	0.01	0.01	0.01	.05	Abundant naturally occurring element.
2022	Calcium (ppm)	1.8	1.8	1.8	NA	Abundant naturally occurring element.
2022	Chloride (ppm)	59.4	59.4	59.4	300	Abundant naturally occurring element; used in water purification; byproduct of oil field activity.
2022	Iron (ppm)	0.75	0.75	0.75	.3	Erosion of natural deposits; iron or steel water delivery equipment or facilities.
2022	Magnesium (ppm)	6.04	6.04	6.04	NA	Abundant naturally occurring element.
2022	Manganese (ppm)	0.24	0.24	0.24	.05	Abundant naturally occurring element.
2022	Sodium (ppm)	300	300	300	NA	Erosion of natural deposits; byproduct of oil field activity.
2022	Sulfate (ppm)	81.5	81.5	81.5	300	Naturally occurring; common industrial byproduct; byproduct of oil field activity.
2022	Total Alkalinity as CaCO ₃ (ppm)	418	418	418	NA	Naturally occurring soluble mineral salts.
2022	Total Dissolved Solids (ppm)	629	629	629	1000	Total dissolved mineral constituents in water.
2022	Total Hardness as CaCO ₃ (ppm)	6.98	6.98	6.98	NA	Naturally occurring calcium.
2022	Zinc (ppm)	.02	.02	.02	5	Moderately abundant naturally occurring element used in the metal industry.

Alachlor, Atrazine, Benzo(a)pyrene, Chlordane, Di (2-ethylhexyl) adipate, Di (2-ethylhexyl) phthalate, Endrin, Heptachlor, Heptachlor epoxide, Hexachlorobenzene, Lindane, Methoxychlor, Pentachlorophenol, Simazine, Toxaphene, Hexachlorocyclopentadiene, Nitrate [measured as Nitrogen]

Some people who drink water containing alachlor in excess of the MCL over many years could have problems with their eyes, liver, kidneys, or spleen, or experience anemia, and may have an increased risk of getting cancer. Some people who drink water containing atrazine well in excess of the MCL over many years could experience problems with their cardiovascular system or reproductive difficulties. Some people who drink water containing benzo(a)pyrene in excess of the MCL over many years may experience reproductive difficulties and may have an increased risk of getting cancer. Some people who drink water containing chlordane in excess of the MCL over many years could experience problems with their liver or nervous system, and may have an increased risk of getting cancer. Some people who drink water containing di (2-ethylhexyl) adipate well in excess of the MCL over many years could experience general toxic effects or reproductive difficulties. Some people who drink water containing di (2-ethylhexyl) phthalate in excess of the MCL over many years may have problems with their liver, or experience reproductive difficulties, and may have an increased risk of getting cancer. Some people who drink water containing endrin in excess of the MCL over many years could experience liver problems. Some people who drink water containing heptachlor in excess of the MCL over many years could experience liver damage and may have an increased risk of getting cancer. Some people who drink water containing heptachlor epoxide in excess of the MCL over many years could experience liver damage, and may have an increased risk of getting cancer. Some people who drink water containing hexachlorocyclopentadiene well in excess of the MCL over many years could experience problems with their kidneys or stomach. Some people who drink water containing lindane in excess of the MCL over many years could experience problems with their kidneys or liver. Some people who drink water containing methoxychlor in excess of the MCL over many years could experience reproductive difficulties. Some people who drink water containing pentachlorophenol in excess of the MCL over many years could experience problems with their liver or kidneys, and may have an increased risk of getting cancer. Some people who drink water containing simazine in excess of the MCL over many years could experience problems with their blood. Some people who drink water containing toxaphene in excess of the MCL over many years could have problems with their kidneys, liver, or thyroid, and may have an increased risk of getting cancer. Some people who drink water containing hexachlorocyclopentadiene well in excess of the MCL over many years could experience problems with their kidneys or stomach. Infants below the age of six months who drink water containing nitrate in excess of the MCL could become seriously ill and, if untreated, may die. Symptoms include shortness of breath and blue-baby syndrome.

Violation Type	Violation Begin	Violation End	Violation Explanation
MONITORING, ROUTINE MAJOR	01/01/2020	12/31/2022	We failed to test our drinking water for the contaminant and period indicated. Because of this failure, we cannot be sure of the quality of our drinking water during the period indicated.